

HETTICH SLIDELINE 16

The versatile applicable sliding door system for furniture and interior design



SlideLine 16 is a two track, inset sliding door system that provides maximum design flexibility as it can be used for cabinets as well as for room dividers or room doors.

SlideLine 16 provides a smooth and quiet running action even to large surface doors.

The running and guiding profile of SlideLine 16 can be fitted exactly to the given structural situation with just a few cuts of the saw.

No risk of making a wrong order.

Search

Hettich SlideLine 16 

on lincolnsentry.com.au



Easy installation:

No milling of doors necessary – the single fitting components just will be screwed on.



An allrounder:

For recesses, walk-in wardrobes, room dividers or cabinets: SlideLine 16 is versatile applicable.



Comfort inclusive:

The optional Silent System lets door opening and closing become a gentle and quiet experience.

Technical details in brief

- Bottom running sliding door system
- For wooden doors (18–24 mm)
- Two track aluminium profiles for screwing on or pressing in
- Universal running and guiding components for screwing on
- No routing, no drilling
- Profile length 3000 mm
- Door weight up to 80 kg (with optional Silent System up to 60 kg)
- Matching door Silent System optionally available



National Customer Support Centre

Ph: 1300 551 919

Email: orders@lincolnsentry.com.au

www.lincolnsentry.com.au

Get Social

 @lincolnsentry

 @lincolnsentry

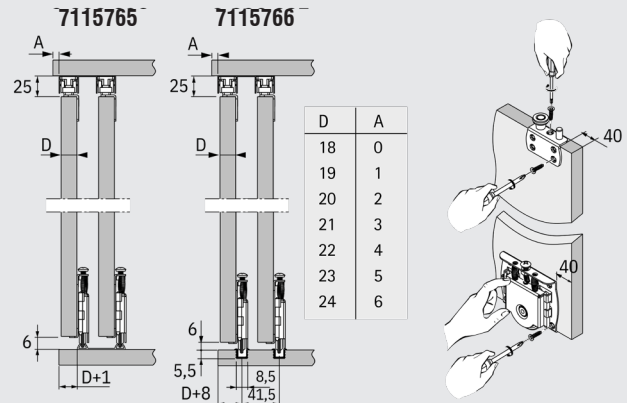
 Lincoln Sentry Pty. Ltd

 **LINCOLN**[®]
S E N T R Y


Number of door wings and door position




Operating principle




Fitting set for SlideLine 16

Image	Description	PU	Code
	Set contains fitting components for two doors: <ul style="list-style-type: none"> • 4 running components • 4 guide components • 4 door stops • Fixing material 	1 Set	7115764


Profile set screw on for SlideLine 16

Image	Description	PU	Code
	Set contains profiles for two doors: <ul style="list-style-type: none"> • 1 running profile (screw on version) • 1 guiding profile (screw on version) 	1 Set	7115765

Profile set press in for SlideLine 16

Image	Description	PU	Code
	Set contains profiles for two doors: <ul style="list-style-type: none"> • 2 running profiles (press in version) • 1 guiding profile (screw on version) 	1 Set	7115766

Silent System for SlideLine 16

Image	Description	PU	Code
	Set contains the following damping components: <ul style="list-style-type: none"> • 2 damping units for opening and / or closing direction • 2 activators for damping units 	1 Set	7115767